



8th Grade Summer Advanced Science Assignment Directions

On September 3rd, 2014, your summer Advanced Science assignments are due.

Use these directions to access these assignments.

- Logon to www.studyisland.com
 - Username is first initial last name followed by @crms
 - Example: `jsmith@crms`
 - Password is your lunch pin
- You will see this class listed



Username: _____

Password: _____

Science Summer Assignment- Going into 8th Grade



Click on the plus to bring up these assignments

	8th Grade Science Summer Assignment Due: Wed, Sep 3, 2014 (end of day)	0/6	0%
	Advanced Science- Going into 8th Grade Writing Assignment Due: Wed, Sep 3, 2014 (end of day)	No composition created	

- You will need to complete BOTH assignments
For “8th Grade Science Summer Assignment”- Click on the Name of the assignment to bring up all of the various topics
- Click on the word “Lesson” next each topic to read the information you will be questioned on.
- Assignment 2 and 4 have optional practice flash cards
- After you have done the reading, click on the title of the topic, for example “Scientific Investigations”. Alternatively, you can check a topic and click “Start Studying”



8th Grade Science Summer Assignment Start Studying

<input type="checkbox"/>	Topic	Your Results Items:Score	Passing Goal Items:Score	Grade
<input checked="" type="checkbox"/>	1. Scientific Investigations - Lesson	0 : -	10 : 70%	-
<input type="checkbox"/>	2. Lab Tools & Safety - Lesson	0 : -	10 : 70%	-
<input type="checkbox"/>	3. Experimental Design - Lesson	0 : -	10 : 70%	-
<input type="checkbox"/>	4. Collecting & Organizing Data - Lesson	0 : -	10 : 70%	-
<input type="checkbox"/>	5. Analyze, Interpret & Communicate Data - Lesson	0 : -	10 : 70%	-
<input type="checkbox"/>	6. Nature of Science - Lesson	0 : -	10 : 70%	-

Note: The statistics above are based on your start date which is 01/29/13.


Assignment Progress


% Correct: 0%	Correct/Total: 0 / 0
---------------	----------------------


- You will see this screen


Session Options Return to Main

Topic
1. Scientific Investigations - Lesson


Practice Mode


Classroom Response Systems


Printable Worksheet


Game Mode

Number of Questions: Next Cancel

- You can choose to do either practice mode or game mode. It will take longer to do the game mode as questions are interspersed with games. Practice Mode is just the questions.
- If you end a study session before the 10 questions are up, it will restart you the next time you go back in. So, try to finish an entire set of questions in one sitting.



- Grades will be automatically delivered to your teacher on September 4th.

For the Writing Assignment

Type or copy your writing into this box. Make sure that you use the spell check that is available and if necessary, you can view the NJ Holistic Rubric used for grading. As you work, you can hit save. When you are finished your assignment, you can hit “Turn in Composition . Note once you do that, it will be automatically delivered to your teacher. You **will not be able to make changes after that point.** This assignment will be due at the end of the day September 3rd and will be viewable by your teacher at t hat point. You may print a copy to keep for your reference or as a backup.

The screenshot shows a software interface titled "Current Composition". At the top right of the title bar is a close button. Below the title bar is a light blue toolbar containing five buttons: "Save" (with a floppy disk icon), "Turn in Composition" (with a green checkmark icon), "View Rubric" (with a document icon), "Print" (with a printer icon), and "Exit" (with a red X icon). Below this toolbar is a rich text editor toolbar with various icons for text formatting (bold, italic, underline, strikethrough, text color, background color), alignment (bulleted list, numbered list, indent, outdent, justify), and other functions like undo, redo, and spell check. The main area of the window is a large, empty text box for writing.