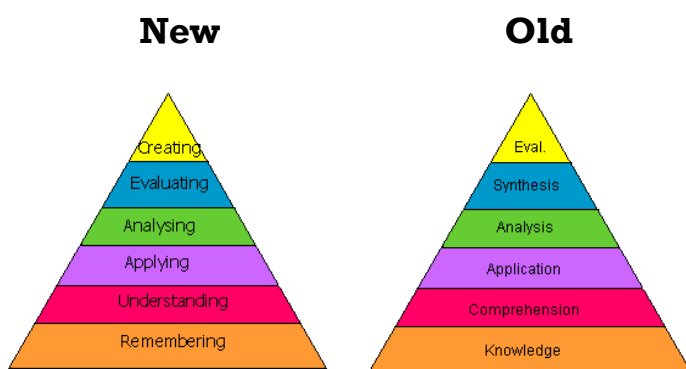




A New Look at Bloom's Taxonomy

In 2002, Lorin Anderson and David Kratwold revised Bloom's Taxonomy so it models more closely the realities of 21st century learning and work. It is designed to be more useful in aligning standards, instruction and assessment. They substituted new terminology to describe the different levels of learning. For example, under Bloom's revised taxonomy, creating means generating new ideas, products, or ways of viewing things.



The new taxonomy is considered two-dimensional since it identifies the knowledge to be learned and the expectations of student learning.

Knowledge Dimension	Cognitive Process Dimension					
	Remember	Understand	Apply	Analyze	Evaluate	Create
Factual						
Conceptual						
Procedural						
Metacognitive						

The following are examples of products that students can create after conducting biography research based on the New Bloom's Taxonomy.

One Shining Moment - reenact the most significant event in the person's life and justify why that event and why other events were not chosen.

Hall of Fame - choose 5 people from a specific line of work and decide from those 5 who will be selected for the Hall of Fame. Students must rank all entries and justify their rankings. Students will present their results in a PowerPoint presentation

A graphic novel about the person

The Museum - Students use PowerPoint to create a museum in honor of one person. They must select 10 objects that represent that person's life and achievements and explain the significance of those objects or create a scrapbook of the major events and people in the person's life; justifying the selection of the people and events

Write and read a poem about the person's life or write and sing a song

A podcast or wiki about the person


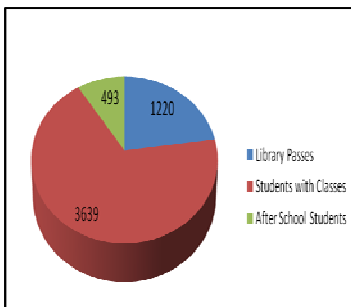
Wiki, Wiki, Wiki - What?



Are you tired of PowerPoint projects? Are you looking for a way for your students to collaborate in an online environment? Try a wiki. A wiki is a website, which allows users to add and edit content collectively. Think Wikipedia. We just finished working on a research project on "Life in Afghanistan during the Taliban" with Karen LaRosa and Krista Welch. Their students read the book *My Forbidden Face* and researched various aspects of the memoir. Instead of a PowerPoint or research paper, their students created a wiki to present their research. The wonderful thing about a wiki is that the students could work on this in school or at home and no software was required, all they had to do was login to the wiki. Students could set up meetings and collaborate online. This was a learning experience for us as well. We learned what worked best when assessing daily work requirements, choice of topics and designing rubrics.

Steve Gregor observed this research project and used a wiki with his Rowan students. So, have your students transform their knowledge by creating a wiki to present their research.

October IMC Use




The Book Club selection for January

Jodi Picoult's *Nineteen Minutes*

"In nineteen minutes, you can mow the front lawn, color your hair, watch a third of a hockey game. In nineteen minutes, you can bake scones or get a tooth filled by a dentist; you can fold laundry for a family of five....In nineteen minutes, you can stop the world, or you can just jump off it. In nineteen minutes, you can get revenge."

Help Support the Washington Township Book Club and Promote Reading

Front Design

Guess What

 I'm Reading?

Back Design

WTHS
Book Club

The more you read,
 The more things you will know.
 The more that you learn,
 the more places you'll go.
 ~Dr. Seuss

T-shirts come in both youth and adult sizes and are red short-sleeved with white writing.

Purchase a T-shirt for \$10.00